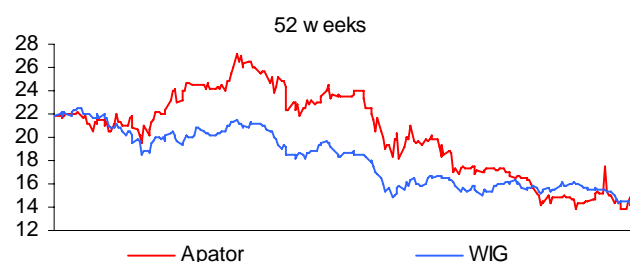


Company Report – Other Utility Services – Poland – June 25, 2008

Apator Hold

Piotr Lopaciuk, +48 22 33062 52 piotr.lopaciuk@erstebank.net

PLN mn	2007	2008e	2009e	2010e
Net sales	311.35	364.53	399.26	417.84
EBITDA	55.62	59.24	65.04	66.97
EBIT	42.82	43.84	48.45	50.74
Net result after min.	34.66	33.39	35.74	37.66
EPS (PLN)	0.98	0.96	1.05	1.11
CEPS (PLN)	1.33	1.41	1.54	1.59
BVPS (PLN)	4.37	4.69	5.00	5.32
Div./share (PLN)	0.50	0.74	0.79	0.83
EV/EBITDA (x)	8.9	9.4	8.5	8.1
P/E (x)	24.4	14.7	13.5	12.8
P/CE (x)	18.1	10.1	9.2	8.9
Dividend Yield	2.1%	5.2%	5.6%	5.8%



Performance	12M	6M	3M	1M
in PLN	-35.2%	-39.6%	-18.4%	-2.1%
in EUR	-27.0%	-35.0%	-14.1%	-0.6%

Share price (PLN)	14.20	Reuters	APOR.WA	Free float	81.3%
Number of shares (mn)	35.3	Bloomberg	APT PW	Shareholders	Apator Mining (18.7%)
Market capitalization (PLN mn / EUR mn)	501 / 149	Div. Ex-date	09/07/08		Pioneer IM (8.55%)
Enterprise value (PLN mn / EUR mn)	495 / 147	Target price	15.5	Homepage:	www.apator.com.pl

Measuring the risks

- We have revised our valuation of Apator. We maintain our Hold recommendation, but lower our target price from PLN 23.3 to PLN 15.5. As we had feared, macro changes have negatively influenced the company. Indeed, the dynamics of wage growth and PLN appreciation have been even more significant than we expected. Together with the quite weak market, these factors have driven down the share price. These persistent macro trends will make it very hard for Apator to significantly improve its effectiveness.
- On the other hand, the company has been very active in the acquisition sphere. Apator managed to acquire the long-sought-after PoWoGaz (a producer of water meters, which should help to complete Apator's meter offer) and a very promising small IT company (specializing in work for utilities), Rector. We have mixed feelings about the acquisition of PoWoGaz, but a very positive opinion regarding Rector.
- At this price level, Apator is becoming interesting as a "cash cow", with a long-term strategy to pay out 75% of net profit as a dividend, running a buyback program worth PLN 20mn (4% of total market cap) in 2008 and squeezing growth out of the new acquisitions. The redemption of an 18.7% stake has forced us to change our assumptions for this issue. We now treat this stake as assets for sale, valuing it at the current market price (deducting the 19% tax that will have to be paid in the case of a sale of the stake). This stake accounts for 16% of the total valuation.

Investment story

Negative macro changes

There are two major factors exerting a significant influence on Apator. The first is the appreciation of the PLN. In 2H07, the PLN strengthened by 13% y/y (on average) against the USD and by 4% vs. the EUR. In the first five months of 2008, the PLN was 21% (on average) higher y/y vs. the USD and 9% vs. the EUR. This hinders the company in two ways. First, it harms exports, which in 2007 amounted to over 23% of sales (two thirds of export sales are realized in EUR). Secondly (and more importantly), the appreciation of the PLN makes competing imported products more attractive. The second most significant for Apator factor has been the surge in labor costs. The average cost of employment increased by 9% in 2007 y/y and the pace of growth is still high in 2008 (the average in the first five months is +11.7% y/y). The cost of labor accounts for almost 30% of total costs for Apator (a very high ratio), as its products are work-intensive. We estimate that the 2007 increase in labor costs was responsible for about a 2pp decrease of Apator's profit margin.

Weak market

Another factor negatively influencing the company in 2H07 and 1Q08 was its quite weak margin. The appreciation of costs could not be transferred into prices, due to the competition from imports and the weak market, especially in the energy segment. The company claims that the chaos in this sector caused by organizational changes (and preparations to go public) has hampered orders. We agree with this to a certain extent, but it has to be remembered that the sector has big investments ahead of it, and additional orders for (e.g.) meters will probably not receive priority status. So, we will never witness a boom for Apator's products, but we can hope for some growth. The company also claimed that its new and quite promising product, pre-paid meters, had a tough time in 1Q08. It seems that the market has rebounded, at least a little; 2Q08 should be similar to 2Q07.

PoWoGaz acquisition

Since May, Apator has consolidated the results of PoWoGaz. PoWoGaz is a water meter producer from Poznan (Poland), which had been owned by its workers. Apator acquired a 97.1% stake for PLN 70.2mn. This implies a price for the whole stake at PLN 72mn. The net purchase price was in fact lower, as PoWoGaz had a significant amount of net cash (PLN 14.5mn) at the moment of purchase. The company generates sales of about PLN 60mn (in 2008, about PLN 44mn will be consolidated). The past net profitability of the company amounted to about 4%. This year, we think that the result will be much lower, due to restructuring of the workforce. However, in 2009, PoWoGaz should reach a margin of about 6%. There is potential in this company, due especially to the fact that the biggest competitor in the water meter segment, Metron, is having some very serious problems (a court case). Our scenario for Apator's development (which assumes very limited growth, given the restructuring of the workforce) shows that Apator paid quite generously for PoWoGaz. The company claims that very significant additional value can be generated from real estate owned by PoWoGaz (3.2ha in Poznan). This real estate could be transformed into "for sale" status only after the reorganization of its business. Since we do not have enough data to calculate this value, we do not take it into consideration. The real estate (according to our valuation) could be worth PLN 45-57mn. The company estimates the value of this real estate at a higher value.

Own share stake

The lack of will regarding the redemption of own shares (18.7% owned by Apator Mining) forces us to adopt a new attitude on this issue. We now treat the 18.7% stake as an asset for sale (as clearly indicated in the last forecast from Apator) and value it at its current market price (PLN 14.2), deducting the tax that would be paid in case of such a transaction.

Dividend and buyback

Apator has a long-term strategy to pay out 75% of net profit as a dividend, unless some big capex for new acquisitions / projects arises. From 2007 net profit, Apator will pay out only PLN 0.5 per share (a 41% payout rate). Apator will pay the dividend in two phases: 1) pre-payment at the end of the year (it already paid PLN 0.2 per share at the end of 2007), with 2) the "rest" of the dividend paid after the AGM the next year (the ex-dividend for PLN 0.3 is set for July 9).

This year, the company is carrying out a buyback program with a total value of PLN 20mn. Thus far, PLN 0.2mn has been spent.

Company Report – Apator

Additional stories

In our valuation, we do not assume the sale of the real estate in Torun, where the production facility is located (although the company claimed that there is still a chance that this could happen; value - several tens of PLNmn), nor the sale of PoWoGaz real estate (described above). We assume a steady development of PoWoGaz, with the restructuring of labor costs (the alternative scenario would be: bankruptcy of major competitor Metron, leading to a jump in sales for PoWoGaz). In our report, we do not assume any rapid or significant development of markets for innovative products (such as remote-read meters or integrated meter systems). We will closely watch to see if Apator is able to enter/create more technologically advanced and higher-margin markets.

Financials

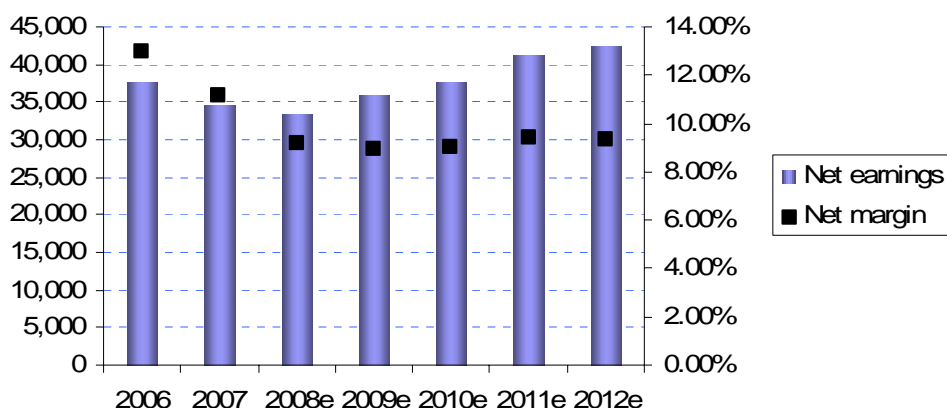
Some recovery after weak last three quarters

The last three quarters were very weak for Apator in terms of generated net profit. The weakest was the last one, 1Q08, when all of the negative factors cumulated. The company has signaled that there has been some recovery of the market in 2Q08 – especially for the pre-paid meter segment (which was a total failure in 1Q08). This may allow Apator to reach a net profit of even about PLN 9mn in the second quarter. We still fear that Apator's full-year net profit forecast of PLN 36mn is too ambitious, in light of the tough macro environment and despite the acquisitions.

Acquisitions to provide some growth

We do not expect a sudden boom in Apator's markets or an improvement of the macro conditions. In the long run, Apator will still have to face a deteriorating gross margin, mainly due to increasing labor costs and cheaper imports.

Net profit forecast (PLN mn)



Source: Apator, Erste Bank

The rapidly changing macro environment should significantly harm Apator's net margin. In addition, the company had to increase its debt (we expect almost PLN 60mn at the end of 2008) to finance the acquisitions of Rector and PoWoGaz. Interest costs are also burdening the margin in 2008. This is partially compensated for by the acquisition of the very profitable Rector. On the other hand, we do not expect a significant positive participation of PoWoGaz in the result, due to the restructuring of labor. The improving PoWoGaz should compensate for the overall weakening of the margin in the longer term. The anticipated improvement in 2011 is due to the assumed realization of the option for buy out minorities in Rector.

Valuation

We employed a DCF valuation tool to estimate the fair value of the company. The DCF is based on our forecasts for 2008-12. We used a discount rate based on WACC and a terminal value based on perpetuity. The DCF led us to a fair value of PLN 15.5 per share, which in our opinion reflects the value of the firm in a proper way. The peer comparison shows that Apator shares are traded more or less fairly. We maintain our Hold recommendation, as we believe that the tough environment, quite weak market and limited area for margin improvement and organic growth are offset by the high amount of generated cash, nice dividend strategy, buyback program and growth from the acquisitions.

Our estimates are based on the following:

- We assume restructuring of labor costs at PoWoGaz.
- We do not assume the bankruptcy of Metron (PoWoGaz competitor).
- We do not assume the sale of real estate in Poznan or Torun.
- We treat the own share stake as assets for sale (and estimate its value at the current price, deducting the potential tax to be paid).
- We assume average growth of wages at 7% in the period 2007-12e
- We assume the copper price in PLN remaining at the current level
- The risk-free rate is set at 6.5%, equity premium at 5%, debt premium at 1.5% and beta at 1 in the forecasted period.
- The terminal growth rate is set at 0.5%.

Peer group comparison

PLN mn	P/E			EV/Sales			EV/EBITDA			Valuation		
	2007	2008e	2009e	2007	2008e	2009e	2007	2008e	2009e	2007	2008e	2009e
Implied fair value	456.8	634.9	454.1	385.1	372.1	371.2	658.3	550.1	498.1			
Number of shares (mn)	35.29	35.29	35.29	35.29	35.29	35.29	35.29	35.29	35.29	14.2	14.7	12.5
Implied fair value/share (PLN)	12.9	18.0	12.9	10.9	10.5	10.5	18.7	15.6	14.1			
12M Target Price										15.6	16.2	13.8
Median for int. peer group	13.2	19.0	12.7	1.0	0.8	0.7	10.3	7.9	6.4			
Apator	24.4	14.7	13.5	1.6	1.5	1.4	8.9	9.4	8.5			
Nedap	11.3	11.5	11.1	1.6	1.2	1.1	8.6	6.6	6.4			
Radiall SA	13.2	16.2	12.7	1.0	0.6	0.6	7.2	4.9	4.2			
Be Semiconductor Industr.		31.1	13.7	0.8	0.6	0.6	30.1	10.3	6.2			
Dialog Semiconductor		22.9	7.4	1.0	0.5	0.3		5.9	2.8			
Schaffner Holding AG	28.9	19.6	13.4	1.1	1.0	0.9	12.0	9.8	7.6			
New ays Electronics	5.2	4.9	5.9	0.4	0.3	0.4	5.1	7.9	8.1			
ltron	32.3	28.2	22.9	3.0	2.4	2.1	19.7	16.1	13.4			
Vaisala Oyj	19.0	19.0	16.9	2.5	1.7	1.6	12.5	8.8	7.7			
Phoenix Mecano AG	11.2	10.4	9.2	0.9	0.8	0.7	6.3	5.6	5.0			

Source: Erste Bank

WACC

	2008e	2009e	2010e	2011e	2012e	beyond 2012
WACC	10.1%	10.2%	10.4%	10.4%	10.6%	9.1%
Equity cost	11.5%	11.5%	11.5%	11.5%	11.5%	10.0%
Debt cost	6.5%	6.5%	6.5%	6.5%	6.5%	5.3%
Equity weighting	72%	75%	78%	79%	82%	82%
Debt weighting	28%	25%	22%	21%	18%	18%
Risk free rate	6.5%	6.5%	6.5%	6.5%	6.5%	5.0%
Equity risk premium	5.0%	5.0%	5.0%	5.0%	5.0%	5.0%
Beta	1.00	1.00	1.00	1.00	1.00	1.00
Debt premium	1.5%	1.5%	1.5%	1.5%	1.5%	1.5%
Tax rate	19.0%	19.0%	19.0%	19.0%	19.0%	19.0%

Source: Erste Bank

DCF valuation

PLN mn	2008e	2009e	2010e	2011e	2012e	beyond 2012
EBIT	43.8	48.5	50.7	53.2	54.8	53.2
tax rate	0.2	0.2	0.2	0.2	0.2	0.2
tax on EBIT	6.7	7.4	8.0	8.6	9.0	8.6
NOPLAT	37.1	41.1	42.7	44.5	45.8	44.5
Depreciation	15.4	16.6	16.2	16.0	15.8	16.0
Capital expenditures	-61.2	-14.7	-14.7	-25.7	-15.8	-25.7
Change in working capital	-20.7	-6.4	-4.9	-5.2	-5.2	
Free cash flow	-29.4	36.6	39.3	29.6	40.6	44.5
Terminal value						
Value of FCF at 31.12.2007	-26.7	30.1	29.4	20.0	24.8	
Sum of DFCF	77.6					
Discounted terminal value	313.8					
Enterprise value at 31.12.2007	391.4					
Non-operating assets (own shares)	77.0					
Net debt at 31.12.2006	-6.1					
Fair value at 31.12.2007	474.6					
Number of shares (mn)	35.3					
Fair value per share at 31.12.2007	13.4					
Cost of equity	10.2%					
Target Price	15.5					
Stock price	14.20					
Premium/discount	9.3%					

Source: Erste Bank

Company Report – Apator

Income Statement	2005	2006	2007	2008e	2009e	2010e
(IAS, PLN mn, 31/12)	31/12/2005	31/12/2006	31/12/2007	31/12/2008	31/12/2009	31/12/2010
Net sales	276.78	288.90	311.35	364.53	399.26	417.84
Cost of goods sold	-182.54	-192.07	-213.42	-252.47	-276.75	-290.43
Gross profit	94.24	96.84	97.93	112.05	122.51	127.41
SG&A	-54.43	-55.34	-56.89	-68.53	-73.86	-76.46
Other operating revenues	-3.32	1.29	1.78	0.32	-0.20	-0.21
Other operating expenses	0.00	0.00	0.00	0.00	0.00	0.00
EBITDA	49.95	55.40	55.62	59.24	65.04	66.97
Depreciation/amortization	-13.46	-12.61	-12.81	-15.40	-16.59	-16.24
EBIT	36.49	42.79	42.82	43.84	48.45	50.74
Financial result	-0.43	0.51	0.62	-2.32	-3.85	-3.44
EBT	49.07	43.29	43.44	41.52	44.60	47.30
Income taxes	-6.78	-6.64	-8.77	-6.73	-7.36	-8.04
Extraordinary result	13.02	0.00	0.00	0.00	0.00	0.00
Minorities and cost of hybrid capital	-0.42	-0.09	-0.02	-1.40	-1.50	-1.59
Net result after minorities	44.77	37.56	34.66	33.39	35.74	37.66
Balance Sheet	2005	2006	2007	2008e	2009e	2010e
(IAS, PLN mn, 31/12)						
Intangible assets	4.05	4.13	2.90	36.19	36.02	35.93
Tangible assets	64.49	72.25	72.15	85.34	83.62	82.18
Financial assets	6.40	9.51	8.79	11.79	11.79	11.79
Total fixed assets	74.94	85.88	83.83	133.32	131.43	129.89
Inventories	30.60	37.85	38.41	59.58	63.65	66.80
Receivables and other current assets	64.84	58.51	60.56	73.71	79.05	82.73
Other assets	1.63	1.25	1.50	1.50	1.50	1.50
Cash and cash equivalents	15.31	9.97	11.32	5.47	5.99	6.27
Total current assets	112.37	107.58	111.78	140.26	150.20	157.30
TOTAL ASSETS	187.31	193.46	195.61	273.58	281.63	287.19
Shareholders'equity	117.04	138.87	154.35	159.14	169.83	180.70
Minorities	2.05	0.43	0.08	0.08	0.08	0.08
Hybrid capital and other reserves	0.00	0.00	0.00	0.00	0.00	0.00
Pension and other LT personnel accruals	0.00	0.00	0.00	0.00	0.00	0.00
Other LT provisions	9.58	9.96	9.41	9.41	9.41	9.41
Interest-bearing LT debts	0.00	0.00	0.00	0.00	0.00	0.00
Other LT liabilities	0.07	0.01	0.02	0.00	0.00	0.00
Total long-term liabilities	0.07	0.01	0.02	0.00	0.00	0.00
Interest-bearing ST debts	16.94	9.38	5.15	63.11	57.00	49.50
Other ST liabilities	41.63	34.82	26.61	41.84	45.30	47.51
Total short-term liabilities	58.08	44.15	31.75	104.95	102.31	97.01
TOTAL LIAB. , EQUITY	187.31	193.46	195.61	273.58	281.63	287.19
Cash Flow Statement	2005	2006	2007	2008e	2009e	2010e
(IAS, PLN mn, 31/12)						
Cash flow from operating activities	28.82	42.13	33.16	29.64	50.22	52.72
Cash flow from investing activities	-22.21	-17.15	-8.92	-61.20	-14.70	-14.70
Cash flow from financing activities	-4.26	-30.32	-22.90	25.71	-35.00	-37.74
CHANGE IN CASH , CASH EQU.	2.35	-5.33	1.34	-5.85	0.52	0.28
Margins & Ratios	2005	2006	2007	2008e	2009e	2010e
Sales growth	45.2%	4.4%	7.8%	17.1%	9.5%	4.7%
EBITDA margin	18.0%	19.2%	17.9%	16.3%	16.3%	16.0%
EBIT margin	13.2%	14.8%	13.8%	12.0%	12.1%	12.1%
Net profit margin	15.3%	12.7%	11.1%	9.5%	9.3%	9.4%
ROE	45.0%	29.4%	23.6%	21.3%	21.7%	21.5%
ROCE	38.0%	26.0%	22.3%	19.1%	17.7%	18.2%
Equity ratio	63.6%	72.0%	78.9%	58.2%	60.3%	62.9%
Net debt	1.6	-0.6	-6.2	57.6	51.0	43.2
Working capital	52.7	62.2	78.5	33.8	46.4	58.8
Capital employed	130.4	148.7	157.7	226.3	230.3	233.4
Inventory turnover	7.1	5.6	5.6	5.2	4.5	4.5

Source: Company data, Erste Bank estimates

Contacts

Group Research**Head of Group Research**

Friedrich Mostböck, CEFA +43 (0)50 100-11902

CEE Equity Research

Co-Head: Günther Artner, CFA +43 (0)50 100-11523

Co-Head: Henning Eßkuchen +43 (0)50 100-19634

Günter Hohberger (Banks) +43 (0)50 100-17354

Franz Hörl, CFA (Steel, Construction) +43 (0)50 100-18506

Gernot Jany (Banks, Real Estate) +43 (0)50 100-11903

Daniel Lion (IT) +43 (0)50 100-17420

Martina Valenta, MBA (Transp., Paper) +43 (0)50 100-11913

Christoph Schultes, CIIA (Ins., Util.) +43 (0)50 100-16314

Thomas Unger (Telecom) +43 (0)50 100-17344

Vladimira Urbankova (Pharma) +43 (0)50 100-17343

Gerald Walek, CFA (Machinery) +43 (0)50 100-16360

International Equities

Hans Engel (Market strategist) +43 (0)50 100-19835

Ronald Stöferle (Asia) +43 (0)50 100-11723

Jürgen Rene Ulamec, CEFA (Europe) +43 (0)50 100-16574

Macro/Fixed Income Research

Head: Veronika Lammer (Euroland) +43 (0)50 100-11909

Alihan Karadagoglu (Corporates) +43 (0)50 100-19633

Rainer Singer (US) +43 (0)50 100-11185

Elena Statelov, CIIA (Corporates) +43 (0)50 100-19641

Mildred Hager (SW, Japan) +43 (0)50 100-17331

Macro/Fixed Income Research CEE

Co-Head CEE: Juraj Kotian (Macro/FI) +43 (0)50 100-17357

Co-Head CEE: Rainer Singer (Macro/FI) +43 (0)50 100-11185

Editor Research CEE

Brett Aarons +420 224 995 904

Research, Croatia/Serbia

Head: Miladen Dodig +381 11 22 00 866

Damir Cukman (Equity) +385 62 37 28 12

Ivan Gojnic (Equity) +381 11 22 00 852

Alen Kovac (Fixed income) +385 62 37 13 83

Uros Mladenovic (Equity) +381 11 22 00 872

Davor Spoljar (Equity) +385 (62) 372 825

Research, Czech Republic

Head: David Navratil (Fixed income) +420 224 995 439

Petr Bartek (Real estate) +420 224 995 227

Maria Hermanova (Fixed income) +420 224 995 232

Lenka Slamova (Equity) +420 224 995 289

Radim Kramule (Media) +420 224 995 213

Martin Lobotka (Fixed income) +420 224 995 192

Lubos Mokras (Fixed income) +420 224 995 456

David Navratil (Fixed income) +420 224 995 439

Jakub Zidon (Oil and Gas) +420 224 995 340

Research, Hungary

Head: József Miró (Equity) +361 235-5131

Zoltan Arokszállasi (Equity) +361 235-5135

György Zalányi (Equity) +361 235-5134

Orsolya Nyeste (Fixed income) +361 373-2830

Research, Poland

Head: Artur Iwanski (Equity) +48 22 3306253

Magda Jagodzinska (Equity) +48 22 3306250

Marcelina Hawryluk (Equity) +48 22 3306255

Tomasz Kasowicz (Equity) +48 22 3306251

Piotr Lopaciuk (Equity) +48 22 3306252

Marek Czachor (Equity) +48 22 3306254

Research, Romania

Head: Lucian Claudiu Anghel +4021 312 6773

Treasury - Erste Bank Vienna**Sales Retail & Sparkassen**

Head: Manfred Neuwirth +43 (0)50100-84250

Equity Retail Sales

Head: Kurt Gerhold +43 (0)50100-84232

Domestic Sales Fixed Income

Head: Thomas Schaufler +43 (0)50100-84225

Treasury Domestic Sales

Head: Gottfried Huscava +43 (0)50100-84130

Corporate Desk

Head: Leopold Sokolicek +43 (0)50100-84601

Alexandra Blach +43 (0)50100-84141

Mihai Caruntu (Equity) +4021 311 27 54

Dumitru Dulgheru (Fixed income) +4021 312 6773 1028

Cristian Mladin (Fixed income) +4021 312 6773 1028

Loredana Oancea (Equity) +4021 311 27 54

Raluca Ungureanu (Equity) +4021 311 27 54

Research, Slovakia

Head: Juraj Barta (Fixed income) +421 2 59 57 4166

Michal Musak (Fixed income) +421 2 59 57 4512

Maria Valachyova (Fixed income) +421 2 59 57 4185

Research, Ukraine

Victor Stefanysyn (Fixed Income) +38 044 593-1784

Roman Oliynyk (Fixed Income) +38 044 593-9188

Institutional Sales**Head of Sales Equities & Derivatives**

Michal Rizek +4420 7623-4154

Brigitte Zeitlberger-Schmid +43 (0)50 100-83123

Equity Sales Vienna XETRA & CEE

Hind Al Jassani +43 (0)50 100-83111

Werner Fuerst +43 (0)50 100-83114

Josef Kerekes +43 (0)50 100-83125

Cormac Lyden +43 (0)50 100-83127

Stefan Raidl +43 (0)50 100-83113

Simone Rentschler +43 (0)50 100-83124

Sales Derivatives

Christian Luig +43 (0)50 100-83181

Manuel Kessler +43 (0)50 100-83182

Sabine Kircher +43 (0)50 100-83161

Christian Klikovich +43 (0)50 100-83162

Armin Pflingstl +43 (0)50 100-83171

Roman Rafeiner +43 (0)50 100-83172

Equity Sales, London

Dieter Benesch +4420 7623-4154

Tatyana Dachyshyn +4420 7623 4154

Jarek Dudko, CFA +4420 7623 4154

Federica Gessi-Castelli +4420 7623-4154

Declan Wooloughan +4420 7623-4154

Sales, Croatia

Zeljka Kajkut (Equity) +385 62 37 28 11

Damir Eror (Equity) +385 62 37 28 13

Sales, Czech Republic

Michal Brezna (Equity) +420 224 995-523

Ondrej Cech (Fixed income) +420 224 995-577

Michal Rizek +420 2 2499 5537

Jiri Smehlik (Equity) +420 224 995-510

Pavel Zdichynec (Fixed income) +420 224 995-590

Sales, Hungary

Gregor Glatzer (Equity) +361 235-5144

Krisztián Kandik (Equity) +361 235-5140

Istvan Kovacs (Fixed income) +361 235-5846

Sales, Poland

Head: Andrzej Tabor +4822 330 62 03

Pawel Czuprynski (Equity) +4822 330 62 12

Lukasz Mitan (Equity) +4822 330 62 13

Jacek Kryszinski (Equity) +4822 330 62 18

Sales, Slovakia

Head: Dusan Svitek +421 2 5050-5620

Rado Stopiak (Derivatives) +421 2 5050-5601

Andrea Slesarova (Client sales) +421 2 5050-5629

Roman Friesacher +43 (0)50100-84143

Helmut Kirchner +43 (0)50100-84144

Christian Skopek +43 (0)50100-84146

Fixed Income Institutional Desk

Head: Thomas Almen +43 (0)50100-84323

Martina Fux +43 (0)50100-84113

Michael Konczer +43 (0)50100-84121

Ingo Lusch +43 (0)50100-84111

Ulrich Inhofner +43 (0)50100-84324

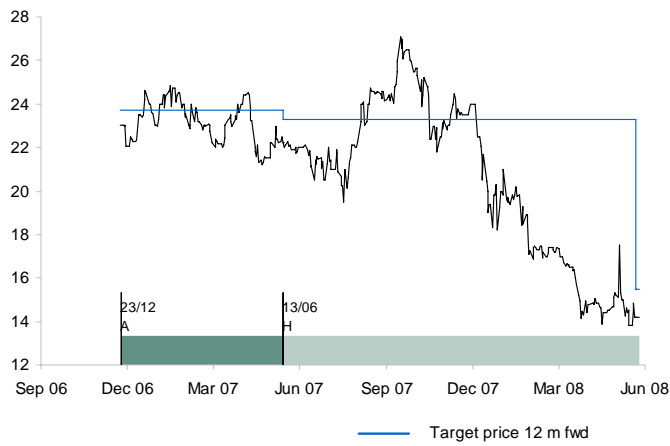
Karin Rauscher +43 (0)50100-84112

Michael Schmotz +43 (0)50100-84114

Company Report – Apator

Apator

Rating history



Date	Rating	Price	Target Price
13. Jun 07	Hold	22.20	23.30
10. Mar 06	Accumulate	19.41	257.00
27. Jun 05	Buy	8.73	118.40

Company

Disclosure

Apator

4

Important Disclosures

General disclosures: All recommendations given by Erste Bank Research are independent and based on the latest company, industry and general information publicly available. The best possible care and integrity is used to avoid errors and/or misstatements. No influence on the rating and/or target price is being exerted by either the covered company or other internal Erste Bank departments. Each research piece is reviewed by a senior research executive, the rating is agreed upon with an internal rating committee of senior research executives. Erste Bank Compliance Rules state that no analyst is allowed to hold a direct ownership position in securities issued by the covered company or derivatives thereof. Analysts are not allowed to involve themselves in any paid activities with the covered companies except as disclosed otherwise. The analyst's compensation is primarily based not on investment banking fees received, but rather on performance and quality of research produced.

Specific disclosures:

- (1) Erste Bank and/or its affiliates hold(s) an investment in any class of common equity of the covered company of more than 5%.
- (2) Erste Bank and/or its affiliates act(s) as market maker or liquidity provider for securities issued by the covered company.
- (3) Within the past year, Erste Bank and/or its affiliates have managed or co-managed a public offering for the covered company.
- (4) Erste Bank and/or its affiliates have an agreement with the covered company relating to the provision of investment banking services or have received compensation during the past 12 months.
- (5) Erste Bank and/or its affiliate(s) have other significant financial interests in relation to the covered company.

Erste Bank rating definitions

Buy	> +20% to target price
Accumulate	+10% < target price < +20%
Hold	0% < target price < +10%
Reduce	-10% < target price < 0%
Sell	< -10% to target price

Our target prices are established by determining the fair value of stocks, taking into account additional fundamental factors and news of relevance for the stock price (such as M&A activities, major forthcoming share deals, positive/negative share/sector sentiment, news) and refer to 12 months from now. All recommendations are to be understood relative to our current fundamental valuation of the stock. The recommendation does not indicate any relative performance of the stock vs. a regional or sector benchmark.

**Published by Erste Bank der oesterreichischen Sparkassen AG, Neutorgasse 17, OE 0543, 1010 Vienna, Austria.
Phone +43 (0)5 0100 - ext.**

Erste Bank Homepage: www.erstebank.at On Bloomberg please type: ERBK <GO>.

This research report was prepared by Erste Bank der oesterreichischen Sparkassen AG ("Erste Bank") or its affiliate named herein. The information herein has been obtained from, and any opinions herein are based upon, sources believed reliable, but we do not represent that it is accurate or complete and it should not be relied upon as such. All opinions, forecasts and estimates herein reflect our judgement on the date of this report and are subject to change without notice. The report is not intended to be an offer, or the solicitation of any offer, to buy or sell the securities referred to herein. From time to time, Erste Bank or its affiliates or the principals or employees of Erste Bank or its affiliates may have a position in the securities referred to herein or hold options, warrants or rights with respect thereto or other securities of such issuers and may make a market or otherwise act as principal in transactions in any of these securities. Erste Bank or its affiliates or the principals or employees of Erste Bank or its affiliates may from time to time provide investment banking or consulting services to or serve as a director of a company being reported on herein. Further information on the securities referred to herein may be obtained from Erste Bank upon request. Past performance is not necessarily indicative for future results and transactions in securities, options or futures can be considered risky. Not all transaction are suitable for every investor. Investors should consult their advisor, to make sure that the planned investment fits into their needs and preferences and that the involved risks are fully understood. This document may not be reproduced, distributed or published without the prior consent of Erste Bank. Erste Bank der oesterreichischen Sparkassen AG confirms that it has approved any investment advertisements contained in this material. Erste Bank der oesterreichischen Sparkassen AG is regulated by the Financial Services Authority for the conduct of investment business in the UK.

Please refer to www.erstebank.at for the current list of specific disclosures and the breakdown of Erste Bank's investment recommendations.